
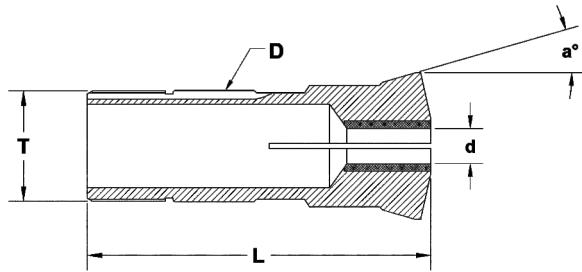


Carbide Lined Guide Bushing - Canons Metal Dur - HartMetal Führungsbuchse - Boccole

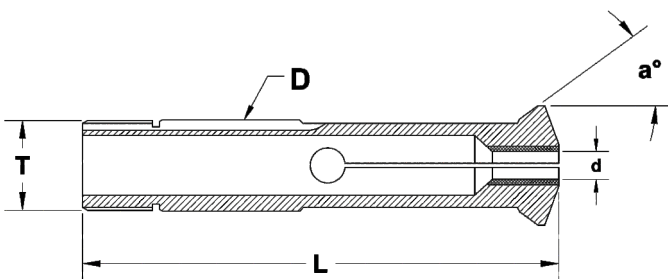


CARBIDE LINED GUIDE BUSH - WITH REINFORCED SHANK

All Dimension are in mm - Unless Otherwise Specified

| Part Nr. | Guiding Dia | Total Length | Thread | Angle | Capacity | | |
|----------|-------------|--------------|----------|-------|----------|---------|--------|
| | | | | | Round | Hexagon | Square |
| | ØD | L | T | a° | ● | ⬡ | ■ |
| R22/05 | 22 | 68 | M22x1 | 16° | 16 | 13 | 11 |
| R34/06 | 34 | 150 | M32x1.50 | 20° | 27 | 22 | 19 |

Magic Type



CARBIDE LINED GUIDE BUSH - MAGIC TYPE

All Dimension are in mm - Otherwise Specified

| Part Nr. | Guiding Dia | Total Length | Thread | Angle | Capacity | | |
|----------|-------------|--------------|--------|-------|----------|---------|--------|
| | | | | | Round | Hexagon | Square |
| | ØD | L | T | a° | ● | ⬡ | ■ |
| R10/02 | 10 | 58 | M10x1 | 36° | 5.5 | 4 | 3 |
| R13/02 | 13 | 68 | M13x1 | 36° | 8 | 6 | 5 |
| R18/05 | 18 | 68 | M18x1 | 36° | 13 | 10 | 9 |

REINFORCED SHANK & Magic Type